


## CSV separator handling

As reports generated in NERL applications are Comma Separated files, there are possibilities of issue in data downloaded from the system in case data contains “,” in any data field. In order to address the separator issue below changes in the local PC / Laptop setting are to be executed.

### 1. Search for Control Panel in windows search option.



2. Click on control panel option.

Programs (2)

- Control Panel**
- DTS Audio Control Panel









Control Panel (11)

- Control the computer without the mouse or keyboard
- Change User Account Control settings
- Set up USB game controllers
- Java
- View devices and printers
- Device Manager
- Allow remote access to your computer
- Allow Remote Assistance invitations to be sent from this comp...

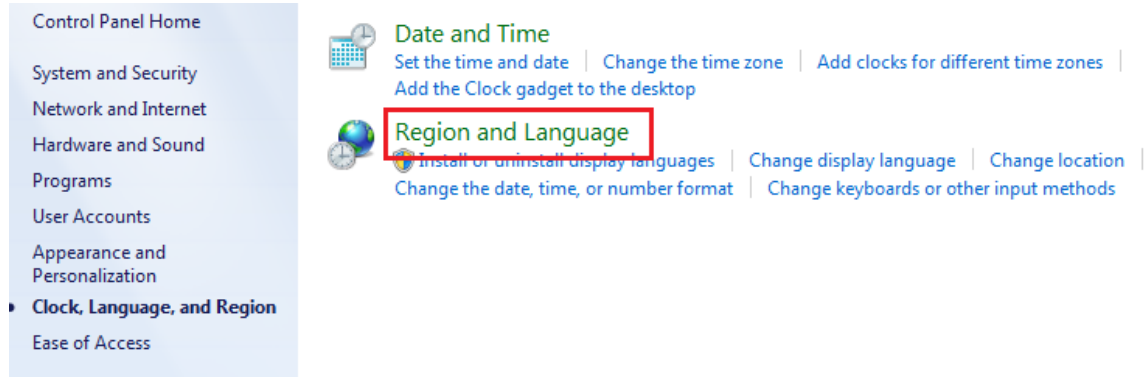
Files (895)

3. Click on the Clock, Language and Region option

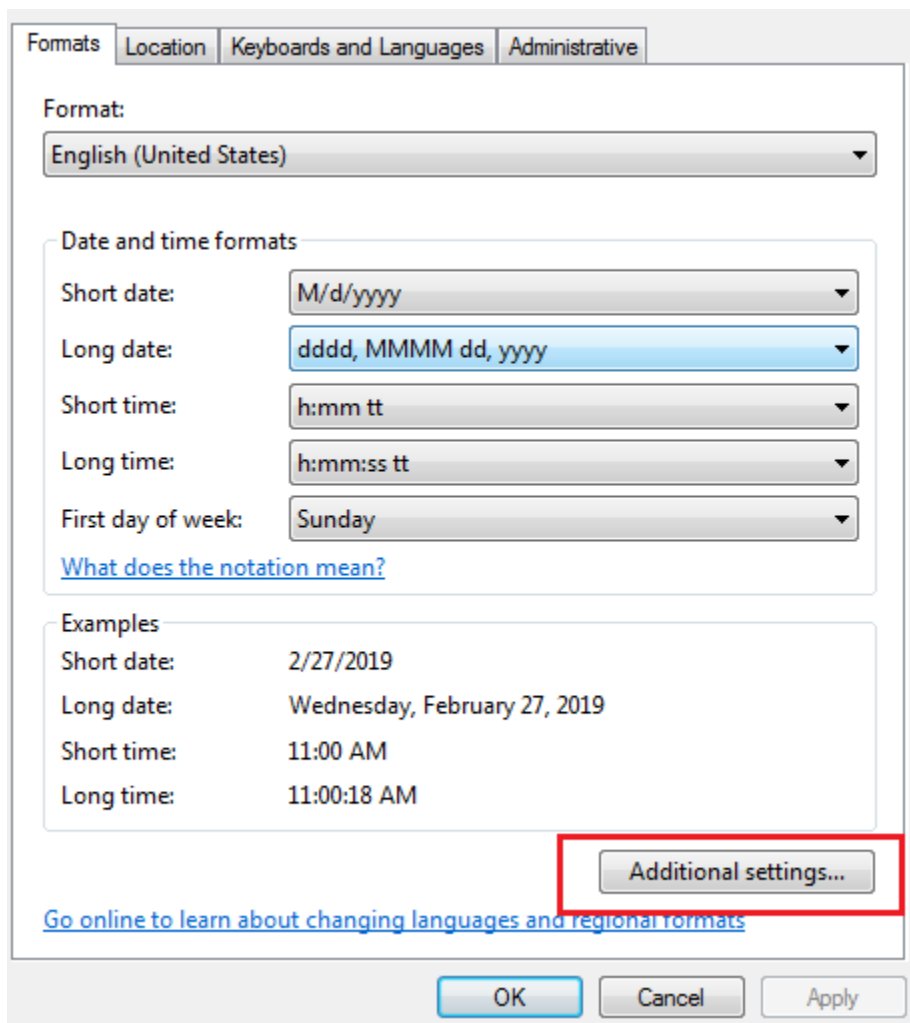
Adjust your computer's settings View by: [Category](#) ▾

 <p><b>System and Security</b> Review your computer's status Back up your computer Find and fix problems</p>	 <p><b>User Accounts</b> Change account type</p>
 <p><b>Network and Internet</b> View network status and tasks Choose homegroup and sharing options</p>	 <p><b>Appearance and Personalization</b> Change the theme Change desktop background Adjust screen resolution</p>
 <p><b>Hardware and Sound</b> View devices and printers Add a device Connect to a projector Adjust commonly used mobility settings</p>	 <p><b>Clock, Language, and Region</b> Change keyboards or other input methods Change display language</p>
 <p><b>Programs</b> Uninstall a program Get programs</p>	 <p><b>Ease of Access</b> Let Windows suggest settings Optimize visual display</p>

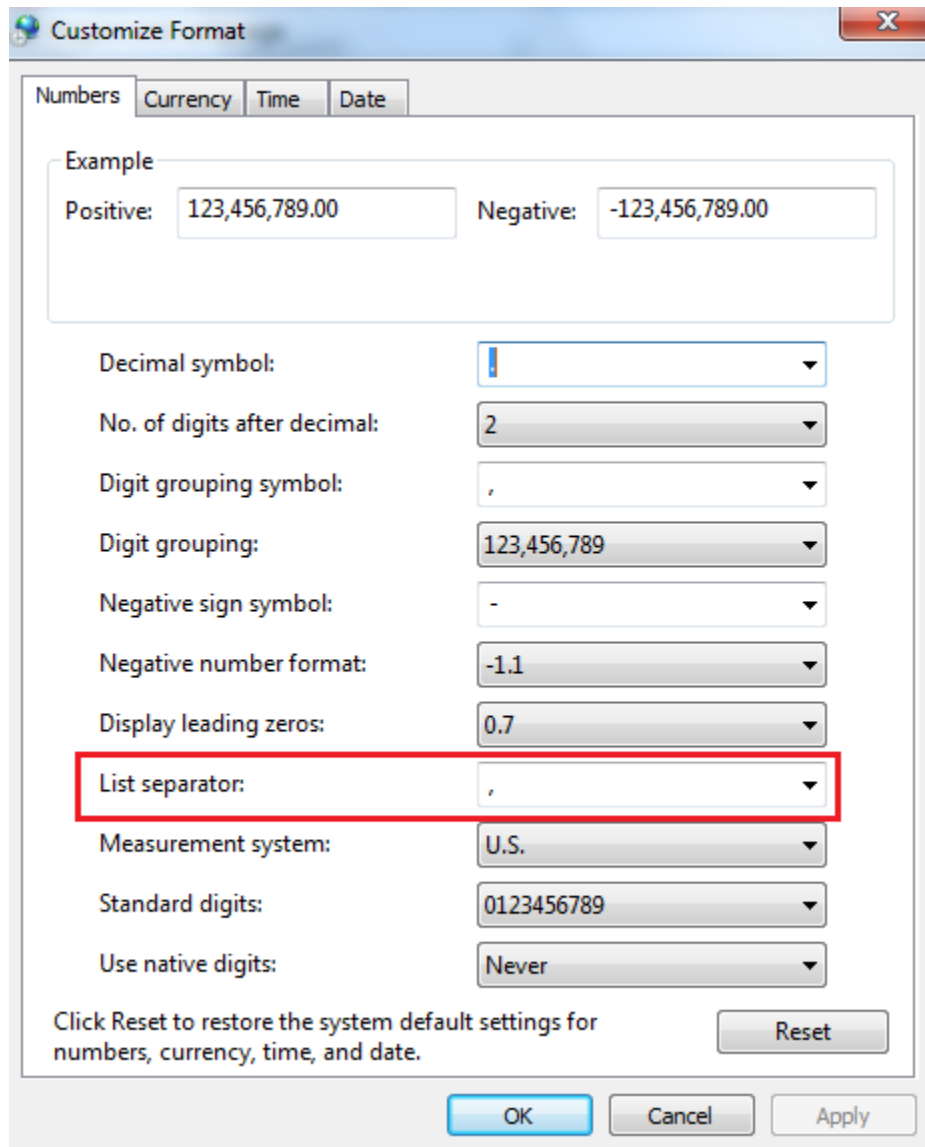
4. Click on Region and Language



5. Select Additional settings



6. Change the List Separator from “,” (Comma) to “'” (Apostrophe)



Customize Format

Numbers Currency Time Date

Example  
Positive: 123,456,789.00 Negative: -123,456,789.00

Decimal symbol: |

No. of digits after decimal: 2

Digit grouping symbol: ,

Digit grouping: 123,456,789

Negative sign symbol: -

Negative number format: -1.1

Display leading zeros: 0.7

List separator: ,

Measurement system: U.S.

Standard digits: 0123456789

Use native digits: Never

Click Reset to restore the system default settings for numbers, currency, time, and date. Reset

OK Cancel Apply

Customize Format X

Numbers **Currency** Time Date

Example

Positive:  Negative:

Decimal symbol:

No. of digits after decimal:

Digit grouping symbol:

Digit grouping:

Negative sign symbol:

Negative number format:

Display leading zeros:

List separator:

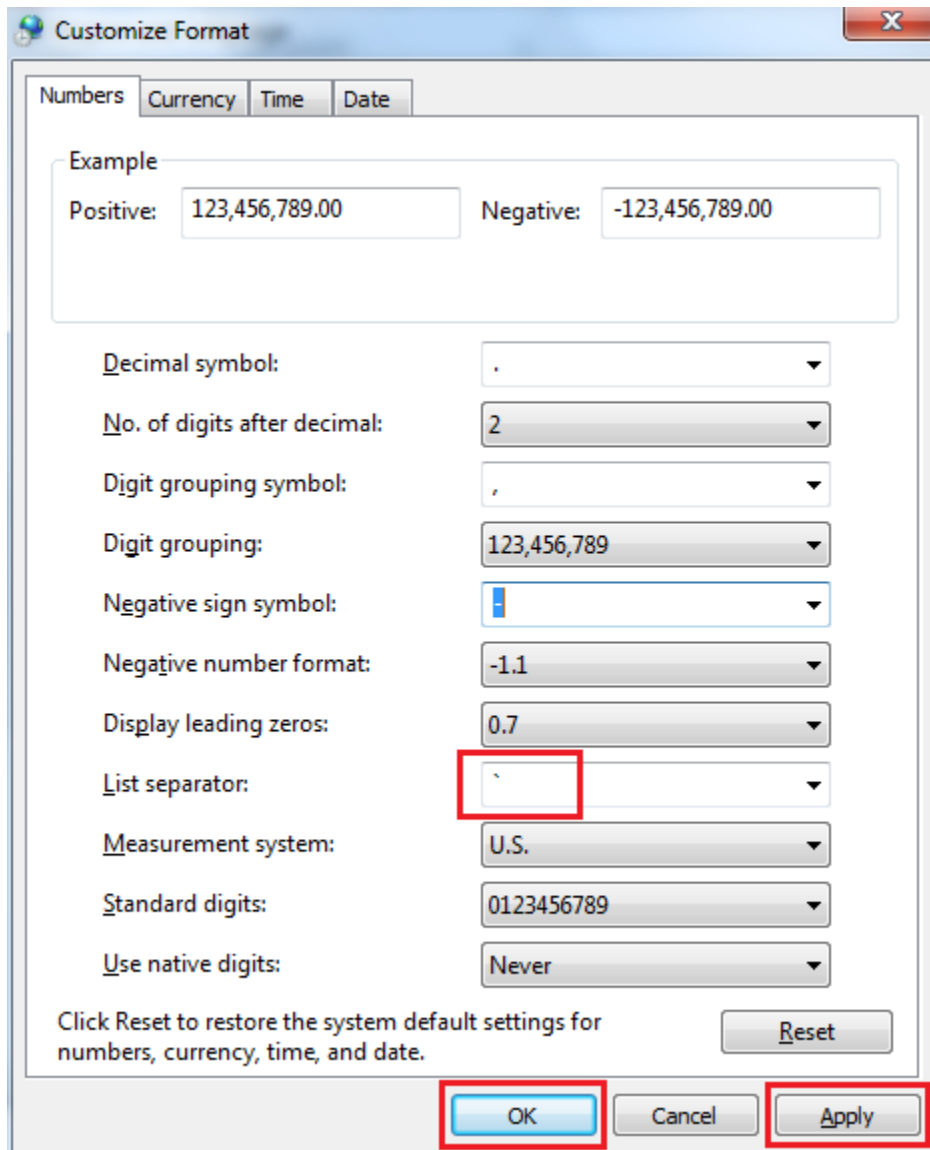
Measurement system:

Standard digits:

Use native digits:

Click Reset to restore the system default settings for numbers, currency, time, and date.

7. Click on “Apply” & “Ok” to save the changes.



Customize Format

Numbers Currency Time Date

Example

Positive: 123,456,789.00 Negative: -123,456,789.00

Decimal symbol: .

No. of digits after decimal: 2

Digit grouping symbol: ,

Digit grouping: 123,456,789

Negative sign symbol: -

Negative number format: -1.1

Display leading zeros: 0.7

List separator: .

Measurement system: U.S.

Standard digits: 0123456789

Use native digits: Never

Click Reset to restore the system default settings for numbers, currency, time, and date.

Reset

OK Cancel Apply